

Scaled data based on original data using
LM-79-08 Approved Method: Electrical and Photometric Measurements of Solid-
State Lighting Products

Test Report Prepared for
Cooper Lighting Solutions
(formerly Eaton)

Brand: McGRAW-EDISON

Report Number: P200433

Luminaire Tested: **GPC-AF-01-LED-E1-SL2-7060-1200-HSS**

Issue Date: 3/3/2020

Test Information

Test Method: LM-79-08
Report Number: P200433
TEST IS SCALED FROM IESNA LM-79-08 TEST DATA (P24287)
Test Lab: INNOVATION CENTER P2
Issue Date: 3/3/2020
Manufacturer: COOPER LIGHTING SOLUTIONS (FORMERLY EATON)
Product Line: MCGRAW-EDISON
Catalog Number: GPC-AF-01-LED-E1-SL2-7060-1200-HSS
Description: GALLEON PEDESTRIAN LUMINAIRE
(1) 70 CRI, 5700K, 1200mA LIGHTSQUARE WITH 16 LEDS EACH AND TYPE II SPILL
LIGHT ELIMINATOR OPTICS WITH HOUSE SIDE SHIELD
Light Source: -
Ballast/Driver: ELECTRONIC DRIVER

Summary

Lumens per Lamp: N/A
Luminaire Lumens: 5776 lumens
Efficiency: N/A
Efficacy: 86.2 lumens/watt
Luminous Opening: Rectangular (W 0.5' x L: 0.5' x H: 0')
IES Classification: Type II - Short - Semi-Cutoff
BUG Rating: B1 - U0 - G2

Input Watts (W): 67
Input Voltage (V): NR
Input Current (Ain): NR
Voltage Rise (V): NR
Power Factor: NR
Total Harmonic Distortion (THDi): NR
Frequency (hertz): 60
Stabilization Time: NR
Operation Time: NR
Ambient Temperature (°C): NR
Test Distance: 25 FT

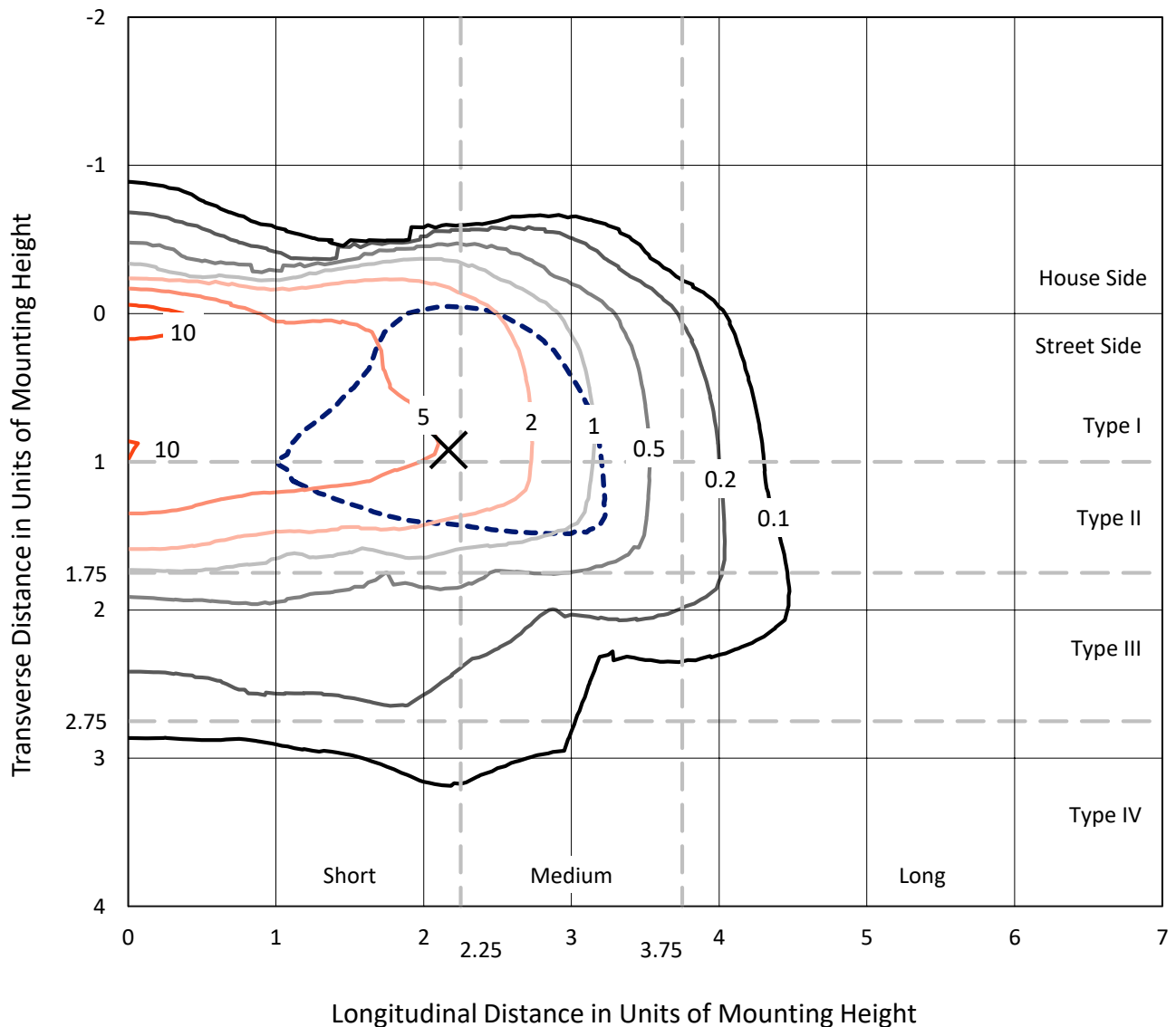


REPORT NUMBER: P200433

CATALOG NUMBER: GPC-AF-01-LED-E1-SL2-7060-1200-HSS

Iso-Footcandle Lines of Horizontal Illumination

✕ Max cd
 - - - 1/2 Max cd

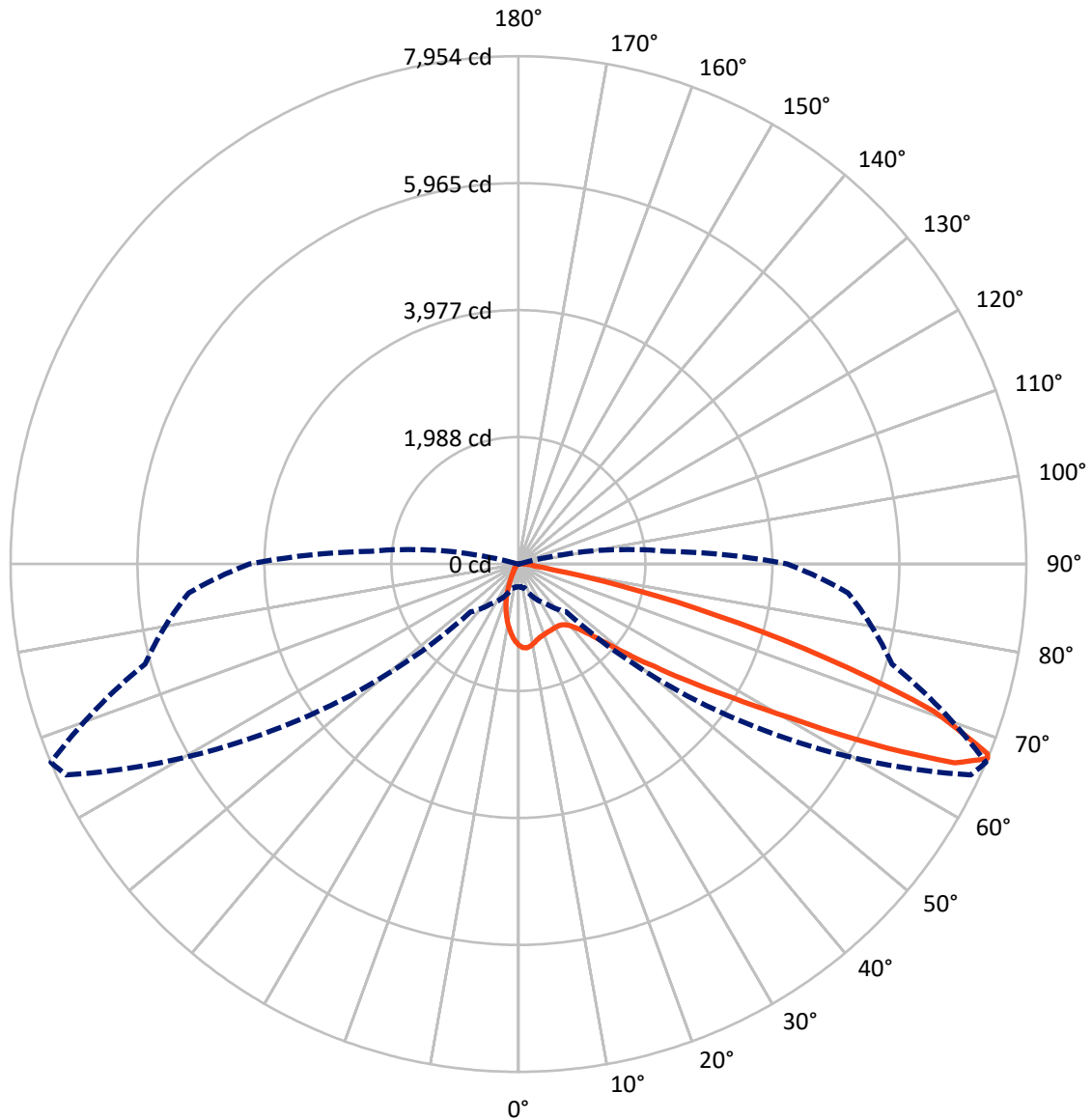


Based on 10 foot mounting height. Maximum calculated value = 12.7 fc
 Type II - Short - Semi-Cutoff

REPORT NUMBER: P200433

CATALOG NUMBER: GPC-AF-01-LED-E1-SL2-7060-1200-HSS

Luminous Intensity Polar Plot



— Vertical Plane Through 67-Deg Lateral - - - Horizontal Cone Through 67-Deg Vertical

REPORT NUMBER: P200433

CATALOG NUMBER: GPC-AF-01-LED-E1-SL2-7060-1200-HSS

FLUX DISTRIBUTION:

		Downward	Upward	Total
House Side	Lumens	599.7	0.0	599.7
	% Fixture	10.4	0.0	10.4
Street Side	Lumens	5176.3	0.0	5176.3
	% Fixture	89.6	0.0	89.6
Total	Lumens	5776.0	0.0	5776.0
	% Fixture	100.0	0.0	100.0

Coefficient of Utilization

ZONAL LUMENS:

Zone	Lumens	% Fixture
0°-10°	103.6	1.8
10°-20°	220.6	3.8
20°-30°	320.7	5.6
30°-40°	500.4	8.7
40°-50°	886.4	15.3
50°-60°	1402.6	24.3
60°-70°	1606.5	27.8
70°-80°	666.4	11.5
80°-90°	68.8	1.2
90°-100°	0.0	0.0
100°-110°	0.0	0.0
110°-120°	0.0	0.0
120°-130°	0.0	0.0
130°-140°	0.0	0.0
140°-150°	0.0	0.0
150°-160°	0.0	0.0
160°-170°	0.0	0.0
170°-180°	0.0	0.0
0°-90°	5776.0	100.0
0°-180°	5776.0	100.0



REPORT NUMBER: P200433

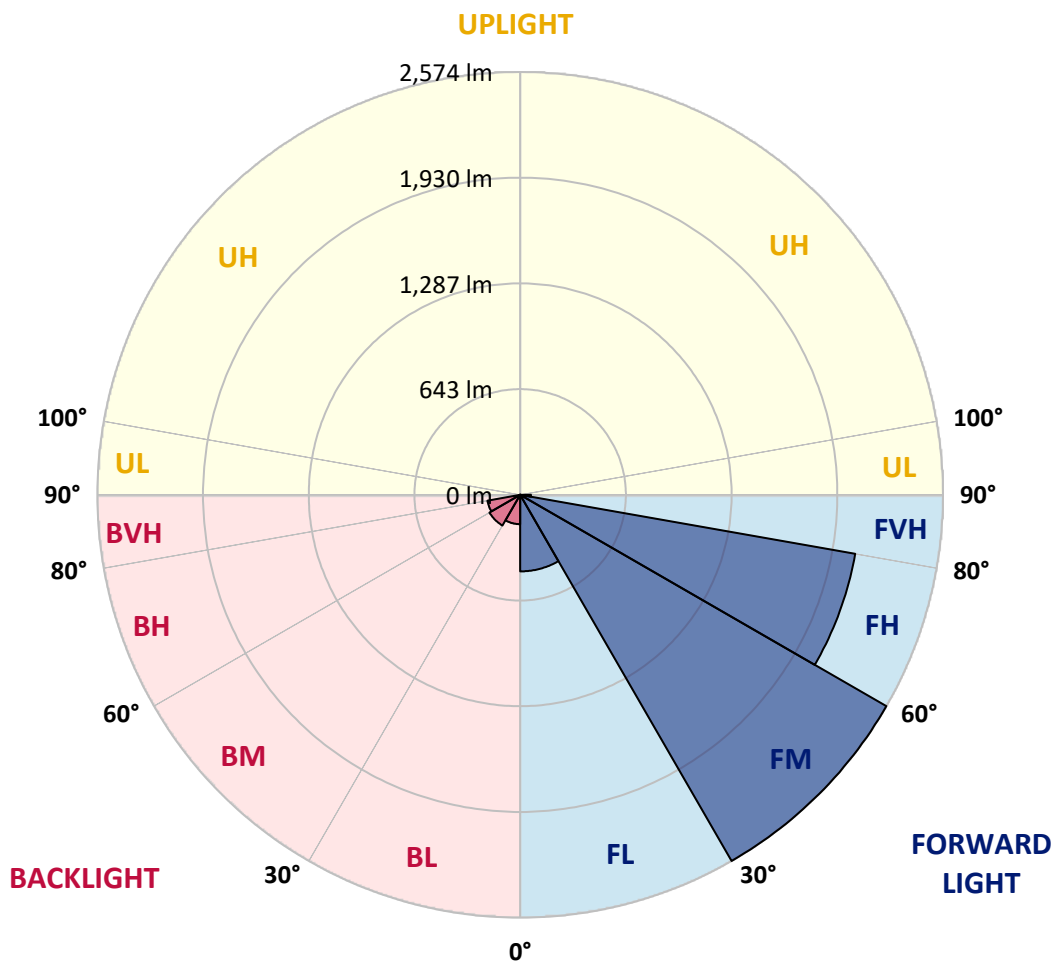
CATALOG NUMBER: GPC-AF-01-LED-E1-SL2-7060-1200-HSS

LUMINAIRE CLASSIFICATION SYSTEM LUMEN TABLE AND BUG RATING:

Zone	Lumens	% Fixture	Zone Rating/Lumen Limit		
			B	U	G
FL (0°-30°)	466.0	8.1			
FM (30°-60°)	2573.8	44.6			
FH (60°-80°)	2070.7	35.9			G2/5000
FVH (80°-90°)	65.7	1.1			G1/100
BL (0°-30°)	179.0	3.1	B1/500		
BM (30°-60°)	215.5	3.7	B0/220		
BH (60°-80°)	202.1	3.5	B1/500		G1/500
BVH (80°-90°)	3.1	0.1			G0/10
UL (90°-100°)	0.0	0.0		U0/0	
UH (100°-180°)	0.0	0.0		U0/0	

BUG Rating: B1-U0-G2

Type II Short





REPORT NUMBER: P200433

CATALOG NUMBER: GPC-AF-01-LED-E1-SL2-7060-1200-HSS

CANDELA DISTRIBUTION (FULL):

	0°	5°	15°	25°	35°	45°	55°	65°	67°	75°	85°
0°	1273.8	1273.8	1273.8	1273.8	1273.8	1273.8	1273.8	1273.8	1273.8	1273.8	1273.8
2.5°	1316.9	1319.6	1319.3	1321.3	1326.0	1326.4	1321.7	1312.6	1310.5	1298.8	1278.2
5°	1214.5	1222.3	1227.0	1246.2	1267.8	1293.7	1313.2	1320.3	1319.3	1310.9	1279.9
7.5°	1097.6	1105.4	1110.8	1133.3	1162.0	1206.4	1257.3	1299.1	1302.8	1311.9	1278.5
10°	1019.8	1021.1	1028.6	1050.1	1080.1	1125.6	1186.2	1259.3	1270.5	1303.8	1275.2
12.5°	955.8	956.8	966.6	989.8	1021.8	1067.6	1131.3	1215.9	1233.1	1293.7	1274.5
15°	910.3	914.0	922.8	947.0	981.1	1026.5	1091.9	1183.9	1204.4	1290.0	1280.6
17.5°	895.1	899.2	901.9	919.4	950.4	994.9	1061.9	1163.0	1186.2	1292.0	1292.4
20°	911.0	914.0	907.9	912.3	931.5	971.3	1036.6	1145.1	1172.8	1294.4	1307.5
22.5°	969.9	971.3	954.8	935.6	932.2	954.1	1016.8	1131.0	1160.6	1300.8	1325.4
25°	1071.0	1068.6	1041.7	1000.3	961.2	951.1	1005.0	1122.2	1154.6	1307.5	1343.9
27.5°	1193.0	1196.3	1159.3	1099.0	1024.5	971.3	1003.3	1118.5	1151.9	1312.2	1360.1
30°	1341.2	1345.9	1303.5	1227.7	1120.9	1021.1	1018.8	1117.8	1150.2	1309.2	1361.4
32.5°	1492.5	1498.2	1464.8	1386.7	1249.6	1104.7	1053.8	1125.2	1153.5	1298.8	1353.7
35°	1650.8	1658.9	1636.7	1569.6	1424.1	1225.3	1115.5	1147.8	1169.4	1297.7	1345.9
37.5°	1869.5	1876.9	1835.1	1764.0	1635.3	1387.0	1214.5	1190.3	1206.8	1313.9	1347.9
40°	2195.9	2194.9	2087.1	1978.3	1867.4	1592.5	1353.7	1267.1	1275.5	1362.8	1372.9
42.5°	2551.7	2550.0	2390.6	2225.2	2125.2	1845.5	1536.6	1399.8	1394.1	1452.7	1437.6
45°	2825.9	2825.6	2695.5	2509.2	2435.5	2136.0	1773.1	1584.4	1575.7	1598.9	1556.8
47.5°	2942.8	2944.8	2879.5	2748.4	2779.4	2528.8	2071.3	1851.9	1838.8	1829.4	1765.4
50°	2851.9	2855.9	2861.3	2835.7	3031.8	3056.7	2471.2	2228.9	2222.5	2180.4	2080.4
52.5°	2554.7	2575.3	2638.6	2719.8	3119.4	3563.4	3098.1	2697.2	2662.9	2618.1	2507.9
55°	2054.1	2076.7	2196.9	2394.0	2989.0	3896.3	3976.8	3301.0	3243.7	3109.9	2950.9
57.5°	1359.4	1394.4	1568.9	1819.6	2610.3	3949.8	4853.4	4138.8	3939.4	3573.2	3393.9
60°	748.9	782.6	972.0	1199.0	1885.3	3685.0	5443.0	5229.7	4877.3	4091.0	3932.0
62.5°	461.2	479.4	619.2	830.5	1130.6	2908.5	5564.9	6600.6	6192.6	4757.7	4581.8
65°	367.2	375.0	443.4	678.9	810.6	1730.0	5171.1	7645.6	7509.5	5564.9	5163.7
67°	356.4	359.5	391.8	582.8	764.1	1060.6	4332.2	7815.8	7953.9	6053.4	5181.9
67.5°	358.8	362.2	392.8	556.2	762.7	974.7	4043.1	7748.7	7923.2	6092.2	5101.3
70°	346.0	356.4	449.8	555.9	725.3	809.9	2421.3	6713.8	6895.3	5660.6	4328.5
72.5°	122.6	123.3	194.4	449.8	788.7	818.7	1215.9	4921.8	5056.2	4330.2	3120.7
75°	72.8	62.0	64.7	128.0	753.6	795.1	701.4	3145.0	3195.2	2481.3	1580.4
77.5°	50.2	43.8	45.1	56.6	287.0	784.0	557.2	1640.0	1586.5	870.2	336.6
80°	28.6	25.3	27.0	49.5	104.4	731.4	525.6	665.0	567.0	147.6	93.0
82.5°	15.2	12.8	15.5	40.8	72.8	455.8	526.6	321.4	254.7	49.9	63.3
85°	5.4	4.4	7.4	28.0	48.5	139.8	488.2	270.2	212.2	24.3	48.2
87.5°	1.0	1.0	3.0	11.5	19.5	42.8	288.7	160.4	107.5	14.5	33.0
90°	0.0	0.0	0.0	0.0	0.0	0.0	0.0	0.0	0.0	0.0	0.0



REPORT NUMBER: P200433

CATALOG NUMBER: GPC-AF-01-LED-E1-SL2-7060-1200-HSS

CANDELA DISTRIBUTION (continued):

	90°	95°	105°	115°	125°	135°	145°	155°	165°	175°	180°
0°	1273.8	1273.8	1273.8	1273.8	1273.8	1273.8	1273.8	1273.8	1273.8	1273.8	1273.8
2.5°	1269.8	1255.3	1235.8	1211.8	1183.5	1158.6	1140.1	1120.9	1116.8	1110.1	1109.1
5°	1261.4	1236.4	1187.9	1132.3	1073.0	1019.5	976.0	937.3	920.1	905.3	903.6
7.5°	1248.9	1211.5	1129.0	1039.3	946.7	862.5	791.0	740.5	694.0	671.8	668.4
10°	1234.4	1180.8	1062.6	938.3	810.2	691.3	585.2	496.3	442.4	410.3	406.3
12.5°	1220.9	1150.9	994.9	833.5	663.4	504.3	367.9	283.0	226.4	203.5	200.8
15°	1214.5	1126.6	931.5	726.4	509.7	321.1	201.1	155.6	137.1	131.7	131.4
17.5°	1213.9	1106.0	869.5	615.5	357.1	186.6	131.1	119.6	115.9	114.5	114.5
20°	1213.5	1086.5	807.6	500.6	226.7	124.3	109.2	106.5	103.8	102.1	102.1
22.5°	1217.2	1069.0	742.9	383.4	142.8	100.7	96.0	93.3	90.0	87.6	87.3
25°	1220.9	1055.5	676.8	272.9	103.4	87.6	82.9	79.2	74.5	71.4	71.1
27.5°	1221.6	1038.7	606.1	182.6	86.6	76.5	70.4	64.7	59.3	56.3	55.9
30°	1211.5	1010.4	527.6	123.3	76.5	66.4	58.3	52.2	47.2	44.8	44.8
32.5°	1191.6	975.3	441.3	93.0	68.1	56.9	48.2	42.4	39.1	38.1	37.7
35°	1173.8	937.6	352.7	78.8	61.0	48.2	39.4	35.7	33.7	33.4	33.0
37.5°	1163.3	907.3	269.5	71.4	54.2	40.4	33.4	30.7	29.6	29.0	29.3
40°	1171.4	882.0	199.1	65.4	47.5	33.7	28.3	27.0	25.9	25.6	25.6
42.5°	1206.8	877.6	147.9	60.0	41.1	28.0	24.6	23.6	22.9	22.6	22.9
45°	1299.8	904.6	114.9	54.9	34.7	23.6	20.9	20.6	20.2	20.2	20.2
47.5°	1439.6	960.2	95.7	49.2	29.0	20.2	18.2	17.9	17.5	17.9	17.9
50°	1676.4	1061.9	85.6	43.5	23.9	17.2	15.5	15.5	15.5	15.5	15.8
52.5°	2036.6	1262.0	78.8	37.7	19.5	14.5	13.1	13.1	13.5	13.5	13.8
55°	2437.8	1527.5	72.8	32.0	16.5	12.1	10.8	11.1	11.5	11.8	11.8
57.5°	2873.1	1821.6	67.7	26.3	14.1	9.8	9.1	9.4	9.8	10.4	10.4
60°	3398.3	2140.0	60.3	20.6	11.8	7.7	7.1	7.7	8.8	9.4	9.8
62.5°	3975.1	2447.9	50.9	16.2	9.8	6.1	5.7	7.1	8.4	9.1	9.4
65°	4369.3	2544.6	39.1	13.1	7.4	4.4	4.7	6.4	8.1	9.1	9.1
67°	4209.6	2307.1	32.0	11.1	6.1	3.4	4.4	6.4	8.1	8.8	9.1
67.5°	4098.7	2214.1	30.7	10.8	5.7	3.4	4.4	6.4	8.1	9.1	9.1
70°	3335.0	1663.3	25.6	8.1	4.7	3.0	3.7	6.1	7.7	8.8	8.8
72.5°	2317.2	1025.5	22.9	5.7	4.0	2.7	3.4	5.7	7.4	8.4	8.8
75°	1101.7	371.3	19.5	4.4	3.7	2.4	3.0	5.7	7.4	8.4	8.4
77.5°	224.7	86.2	15.8	3.7	3.0	2.4	2.7	5.4	7.1	8.1	8.1
80°	73.8	33.4	11.8	3.4	3.0	2.4	2.7	5.1	7.1	7.7	8.1
82.5°	53.2	16.8	7.7	3.4	3.0	2.4	2.4	5.1	6.7	7.7	7.7
85°	40.8	11.8	5.1	3.4	3.0	2.4	2.4	4.7	6.4	7.4	7.4
87.5°	27.0	4.7	4.0	3.4	3.0	2.4	2.4	4.7	6.1	7.1	7.4
90°	0.0	0.0	0.0	0.0	0.0	0.0	0.0	0.0	0.0	0.0	0.0

(END OF REPORT)